

Transition Checklist for Supply Chain Personnel



A new design standard for medical tubing connectors is on its way including new connectors for enteral, neuraxial, and respiratory devices. Starting with enteral feeding and the new ENFit connector, application-specific standards will help ensure that connectors do not fit into ports other than the type for which they are intended, reducing the incidence of misconnections.

This is a global transition, starting in the US, Canada, and Puerto Rico, with the goal of completion in these markets by January, 2016. Every organization has a different process for implementing change, but all require a well-informed, properly prepared team.

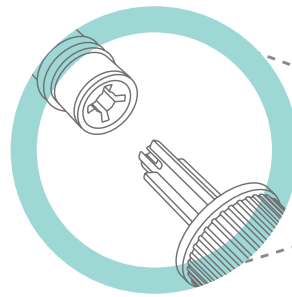
This is not intended to be a complete list, but use the STEPS below to get started:

<p>S</p>	<p>Supplier communication</p>	<ul style="list-style-type: none"> <input type="checkbox"/> Familiarize yourself with all the product-specific changes <input type="checkbox"/> Understand anticipated timing and product availability for the transition <input type="checkbox"/> Obtain item number changes with a cross-walk from product with current connectors to new ENFit connector <input type="checkbox"/> Clarify return policies during transition
<p>T</p>	<p>Training</p>	<ul style="list-style-type: none"> <input type="checkbox"/> Identify timeline for product availability in the facility and communication channels <input type="checkbox"/> Reduce excess inventory and discourage stockpiling of existing products to prevent: <ul style="list-style-type: none"> <input type="checkbox"/> delayed transition <input type="checkbox"/> inability to administer therapy <input type="checkbox"/> added carrying costs
<p>E</p>	<p>Education</p>	<ul style="list-style-type: none"> <input type="checkbox"/> Communicate importance of connector changes to enhance patient safety <input type="checkbox"/> Prepare supply chain staff to order new products with proper connectivity for: <ul style="list-style-type: none"> <input type="checkbox"/> Administration/Feeding sets <input type="checkbox"/> Feeding Tubes <input type="checkbox"/> Syringes for bolus feeding, checking residuals, administering meds, and hydration <input type="checkbox"/> Direct product-specific questions to the manufacturer/supplier <input type="checkbox"/> Direct procedural questions to a multidisciplinary transition team
<p>P</p>	<p>Process</p>	<ul style="list-style-type: none"> <input type="checkbox"/> Assemble a multidisciplinary transition team including but not limited to clinicians (nursing, prescribers, pharmacy), supply chain, IT, risk managers, patient safety officers, biomedical engineers <input type="checkbox"/> Transition teams should fine-tune processes for new ENFit connectors <input type="checkbox"/> Evaluate current procedures and supply chain needs during transition
<p>S</p>	<p>Supply management</p>	<ul style="list-style-type: none"> <input type="checkbox"/> Manage enteral feeding device inventory to ensure proper connectivity throughout transition <ul style="list-style-type: none"> <input type="checkbox"/> Reduce excess inventory of devices with current connectors <input type="checkbox"/> Allow new ENFit Transition Connectors and ENFit feeding tubes to flow through inventory <input type="checkbox"/> Avoid overstocking new enteral feeding products

Enteral System Connector Changes

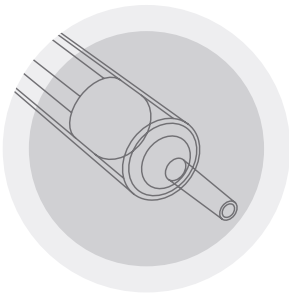
The new design standard impacts the entire enteral feeding system

NUTRITION END

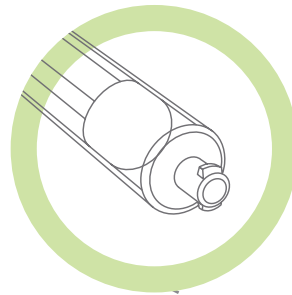


CONNECTOR (FINAL)
[In place since 2012]

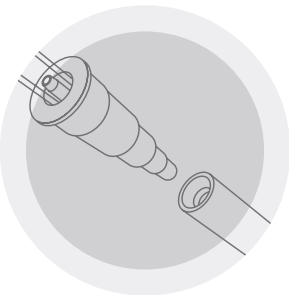
PATIENT-ACCESS END



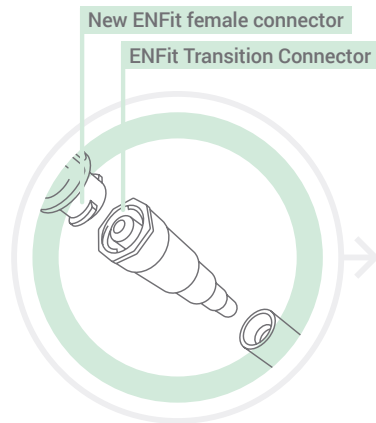
SYRINGE (CURRENT)



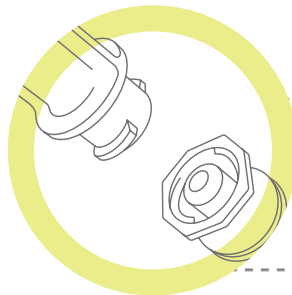
SYRINGE (FINAL)
Syringes to administer medicine, flush, hydrate, or bolus feed through enteral tubes will now require a precise enteral-specific fitment.



FEEDING TUBE (CURRENT)



TRANSITION SET (TEMPORARY)
Allows fitment to current feeding port until new ENFit enteral feeding tubes are available.



FEEDING TUBE (FINAL)
Changing from male—the stepped or Christmas tree connector—to the new ENFit female connector. The feeding tube port for the administration set will change from female to male.



AHRMM www.ahrmm.org



Premier Safety Institute www.premierinc.com



Novation www.novationco.com

For more information and to sign up for email updates, visit StayConnected2014.org.

v.1 ©2014 G&DSA